



Featured Thermistor Product

Duct



Duct w/o Box



Immersion, Two Piece Well



Immersion, Machined Well



Immersion w/o Well



Copper Averaging




Flexible Averaging




Strap




Outdoor Air



Raw Potted Sensor



Raw, 6' Leads




Bullet Probe



Bullet Probe, 20' Z



Rigid Averaging



Probe Only

THERMISTORS

General Mounting

ACI offers a comprehensive selection of general mounting configurations for Thermistors (see list above). These sensors provide a predictable and accurate output over the specified temperature range. Each sensor configuration is designed and manufactured for long-term quality and performance. ACI incorporates standard features such as double encapsulation and etched Teflon leads where applicable.

The ACI Thermistor Series is covered by ACI's Five (5) year limited warranty, which is located in the front of ACI's Sensors & Transmitters catalog or can be found on ACI's web site, which is www.workaci.com.



SPECIFICATIONS

Accuracy (0-70°C)	Single Point: +/-0.2°C (+/-0.36°F)	Sensor Output [A/10KS]	10KΩ @77°F (25°C)
Stability	+/-0.13°C (+/-0.23°F)	Sensor Output [A/2252]	2252Ω @77°F (25°C)
Interchangeability	+/-0.2°C (+/-0.36°F)	Sensor Output [A/CSI]	10KΩ @77°F (25°C)
Operating Temperature Range	-40 to 302°F (-40 to 150°C)	Sensor Output [A/AN-BC]	10KΩ with 11K Shunt
Sensor Output [A/AN]	10KΩ @ 77°F (Type III)	Sensor Output [A/10KE]	10KΩ @77°F (25°C)
Sensor Output [A/CP]	10KΩ @ 77°F (Type II)	Sensor Output [A/10KE1]	10KΩ @77°F (25°C)
Sensor Output [A/3K]	3KΩ @77°F (25°C)	Power Dissipation Constant	3 mW/°C
Sensor Output [A/1.8K]	1.8KΩ @77°F (25°C)	Operating Humidity	10 to 95% RH non-condensing
Sensor Output [A/20K]	20KΩ @77°F (25°C)	Product Dimensions	Please reference pages 5, 6, 7 & 8
Sensor Output [A/100KS]	100KΩ @77°F (25°C)		

ORDERING

Select one Series (A), one Configuration (B), one Length (C), one Enclosure (D) & one Lead Wire (E) (optional). **NOTE:** See Thermowell data sheet for proper well selection for all Immersion related sensors. Enclosure options (D) include Plastic Box (PB), Galvanized Box (GD), NEMA 3R (BB), NEMA 4X (4X), & Euro Housing (EH). The Plastic Box (PB) is rated from 0 to 203°F. Stay within the same row throughout the selection process for all General Mounting pages. ▶

A Sensor Series

- A/AN
- A/3K
- A/20K
- A/10KS
- A/CSI
- A/10KE
- A/CP
- A/1.8K
- A/100KS
- A/2252
- A/AN-BC
- A/10KE1

B Configuration

C Length

D Enclosure

E Lead Wire

<input type="radio"/> D (Duct) ▶	<input type="radio"/> 4" <input type="radio"/> 6" <input type="radio"/> 8" <input type="radio"/> 12" <input type="radio"/> 18" ▶	<input type="radio"/> PB <input type="radio"/> GD <input type="radio"/> BB <input type="radio"/> 4X <input type="radio"/> EH ▶	<input type="radio"/> ---- (N/A)
<input type="radio"/> DO (Duct w/o Box) ▶	<input type="radio"/> 4" <input type="radio"/> 6" <input type="radio"/> 8" <input type="radio"/> 12" <input type="radio"/> 18" ▶	<input type="radio"/> ---- (No Enclosure) ▶	<input type="radio"/> ---- (N/A)
<input type="radio"/> PO (Probe Only) ▶	<input type="radio"/> 4" <input type="radio"/> 6" <input type="radio"/> 8" <input type="radio"/> 12" <input type="radio"/> 18" ▶	<input type="radio"/> ---- (No Enclosure) ▶	<input type="radio"/> 6'CL2P <input type="radio"/> 10'CL2P <input type="radio"/> 20'CL2P
<input type="radio"/> I (Immersion, Two Piece Well) ▶	<input type="radio"/> 2.5" <input type="radio"/> 4" <input type="radio"/> 6" ▶	<input type="radio"/> PB <input type="radio"/> GD <input type="radio"/> BB <input type="radio"/> 4X <input type="radio"/> EH ▶	<input type="radio"/> ---- (N/A)
<input type="radio"/> IM (Immersion, Machined Well) ▶	<input type="radio"/> 2.5" <input type="radio"/> 4" <input type="radio"/> 6" <input type="radio"/> 12" ▶	<input type="radio"/> PB <input type="radio"/> GD <input type="radio"/> BB <input type="radio"/> 4X <input type="radio"/> EH ▶	<input type="radio"/> ---- (N/A)
<input type="radio"/> INW (Immersion w/o Well) ▶	<input type="radio"/> 2.5" <input type="radio"/> 4" <input type="radio"/> 6" <input type="radio"/> 12" ▶	<input type="radio"/> PB <input type="radio"/> GD <input type="radio"/> BB <input type="radio"/> 4X <input type="radio"/> EH ▶	<input type="radio"/> ---- (N/A)
<input type="radio"/> A (Copper Averaging) ▶	<input type="radio"/> 8' <input type="radio"/> 12' <input type="radio"/> 24' <input type="radio"/> 50' ▶	<input type="radio"/> PB <input type="radio"/> GD <input type="radio"/> BB <input type="radio"/> 4X <input type="radio"/> EH ▶	<input type="radio"/> ---- (N/A)
<input type="radio"/> FA (Flexible Cable Averaging) ▶	<input type="radio"/> 8' <input type="radio"/> 12' <input type="radio"/> 24' <input type="radio"/> 50' ▶	<input type="radio"/> PB <input type="radio"/> GD <input type="radio"/> BB <input type="radio"/> 4X <input type="radio"/> EH ▶	<input type="radio"/> ---- (N/A)
<input type="radio"/> RA (Rigid Averaging) ▶	<input type="radio"/> 18" <input type="radio"/> 24" <input type="radio"/> 36" ▶	<input type="radio"/> PB <input type="radio"/> GD <input type="radio"/> BB <input type="radio"/> 4X <input type="radio"/> EH ▶	<input type="radio"/> ---- (N/A)
<input type="radio"/> S (Strap) ▶	<input type="radio"/> ---- (No Length) ▶	<input type="radio"/> PB <input type="radio"/> GD <input type="radio"/> ---- <input type="radio"/> 4X <input type="radio"/> EH ▶	<input type="radio"/> ---- (N/A)
<input type="radio"/> O (Outdoor Air) ▶	<input type="radio"/> ---- (No Length) ▶	<input type="radio"/> ---- <input type="radio"/> ---- <input type="radio"/> BB <input type="radio"/> 4X <input type="radio"/> EH ▶	<input type="radio"/> ---- (N/A)
<input type="radio"/> W (Raw Potted Sensor) ▶	<input type="radio"/> ---- (No Length) ▶	<input type="radio"/> ---- (No Enclosure) ▶	<input type="radio"/> ---- (N/A)
<input type="radio"/> W-6' (Raw w/6' Leads) ▶	<input type="radio"/> ---- (No Length) ▶	<input type="radio"/> ---- (No Enclosure) ▶	<input type="radio"/> ---- (N/A)
<input type="radio"/> BP (Bullet Probe, Plenum Cable) ▶	<input type="radio"/> ---- (No Length) ▶	<input type="radio"/> ---- (No Enclosure) ▶	<input type="radio"/> 6'CL2P <input type="radio"/> 10'CL2P <input type="radio"/> 20'CL2P
<input type="radio"/> BP (Bullet Probe, Teflon leads) ▶	<input type="radio"/> ---- (No Length) ▶	<input type="radio"/> ---- (No Enclosure) ▶	<input type="radio"/> ---- (N/A)
<input type="radio"/> BP-20'Z (BP, 20' Zip Wire)	<input type="radio"/> ---- (No Length) ▶	<input type="radio"/> ---- (No Enclosure) ▶	<input type="radio"/> ---- (N/A)

BUILD PART NUMBER

After completing (A), (B), (C), (D) & (E) from the above table, fill in the "Part Number Table" below. An example part number is offered.

A	B	C	D	E
EXAMPLE: A/CP - D - 4" - PB				

The Plastic Box has a UL94-HB rating. The NEMA 4X enclosure has a UL94-V2 flammability rating. The Euro Housing enclosure has a UL94-V0 flammability rating. CE exception: Averaging units and any other configuration with leads longer than 3 meters.

